



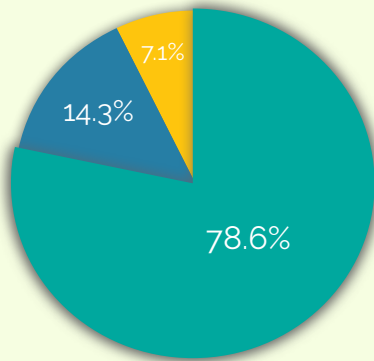
WHERE KIDS ALWAYS EAT FREE!

2020 STRONG CITY, KS CUSTOMER SATISFACTION SURVEY

*Site operated as non-congregate due to COVID-19 pandemic.

Overall Satisfaction with TPUR's Service

- Highly Satisfied
- Somewhat Satisfied
- Neutral
- Somewhat dissatisfied
- Highly dissatisfied

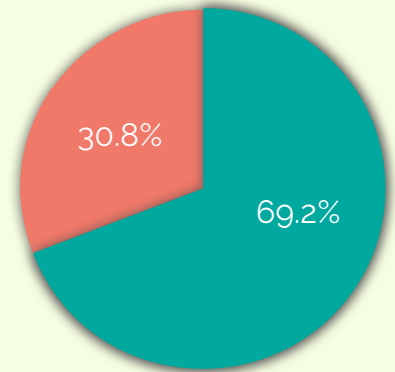


78.6% of customers were highly satisfied with That Pop-up Restaurant's service.

Reasons for Not Utilizing Delivery

Delivery option was implemented but not utilized.

- Preferred to Drive to the Depot
- Did Not Know About Delivery
- Felt Safer Using Pickup Option
- Other



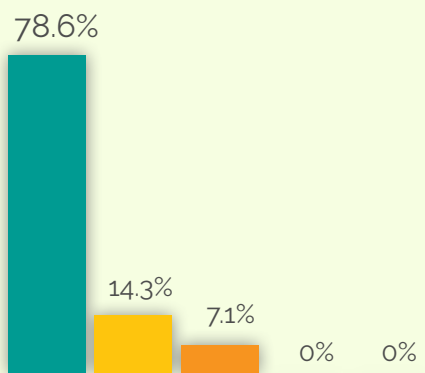
69.2% of customers preferred to drive to the depot instead of using delivery.

"Kids love the smoothies." - Chase County Resident

"I liked being able to pick up the food, and the kids liked still getting to customize their order." - TPUR Online Customer

Satisfaction with Safety Precautions Taken

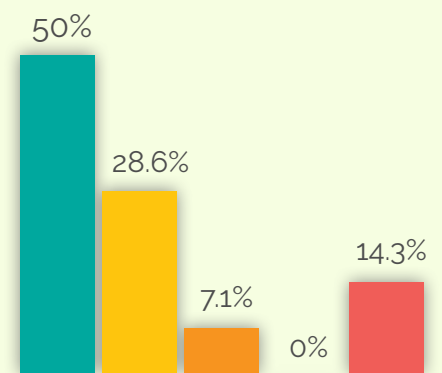
- 5-Excellent
- 4
- 3
- 2
- 1-Poor



78.6% felt there were excellent safety precautions taken during their meal pickup and service.

Experience Locating & Using Meal Order Form

- 5-Easy
- 4
- 3
- 2
- 1-Difficult



50% of customers found it easy to locate and use the meal order form.

JUNE

Total Meals Served: **323**
 Youth Meals Served: **199**
 Average Meals Served per Day: **27**

JULY

Total Meals Served: **225**
 Youth Meals Served: **142**
 Average Meals Served per Day: **25**

TOTAL

Meals Served: **548**
 Youth Meals Served: **341**
 Individual Families Served: **46**